



PREPARING STUDENTS
FOR LIFE

Through **Academic Achievement**
Personal Well-Being
Career Readiness

Start Here. Go Far.

Superintendent's Academic Report

September 2019



Superintendent’s Academic Report — 2018-19 Data

Start Here, Go Far is Cincinnati Public Schools’ accountability report to the Cincinnati community that provides detailed academic achievement data, demonstrating that we are achieving better student outcomes. This report is based on District Report Card data submitted annually and verified by the Ohio Department of Education, unless otherwise noted.

Superintendent Laura Mitchell has established key outcome measures in each child’s educational development; at critical stages, we expect all students to achieve these standards. At CPS, we have a growth mindset, which means all of us are committed to creating a system of continuous improvement, implementing strategic interventions, and evaluating our achievement.

Those key strategic outcomes are:

- Kindergarten Readiness
- Third Grade Reading and Math Scores
- Sixth Grade Reading and Math Scores
- Algebra I and English 9 Scores
- ACT Scores
- Advanced Placement Course Access and Test Scores
- High School Graduation Rate
- Acceptance into the Three E’s: Enrolled, Enlisted, Employed

Our schools are supportive learning environments that provide rigorous curriculum and opportunities for diverse learners to create, connect and engage the world around them. When our students graduate, they are ready to compete globally in their chosen pathways — enrolled in higher education, enlisted in the military, or employed in their dream careers.

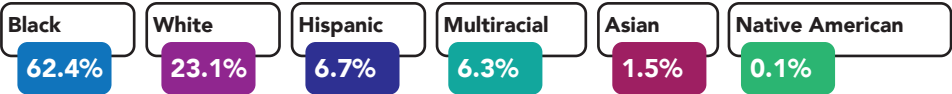
Ultimately, our success is measured by achieving our Call to Action:

All Cincinnati Public Schools students are empowered through student voice, student-centered decision making, and meaningful learning experiences that prepare them to be community leaders and world influencers.

District Snapshot — 2018-2019

Total Enrollment:	35,977 K-12 students	Students with disabilities:	19.7%
Total Schools:	64	Students from economically disadvantaged families:	80.8%
Preschool Only:	5	Students with limited English proficiency:	6.3%
Elementary:	42 (grades K-6 and K-8)		
Secondary:	12 (grades 7-12)		
Combination:	5 (grades K-12, 3-10)		

Our Students — 2018-19 District Report Card



The Cincinnati Public School District provides equal educational, vocational, and employment opportunities for all people without regard to race, gender, ethnicity, color, age, disability, religion, national origin, creed, sexual orientation, or affiliation with a union or professional organization, and provides equal access to the Boy Scouts and other designated youth groups. The district is in compliance with Title VI, Title IX and Section 504 of the Vocational Rehabilitation Act. For additional information, contact the Title IX Coordinator or Section 504 Student Coordinator at (513) 363-0000. TDD# (513) 363-0124.

Expanded Opportunities and Choices for Families

More families are choosing Cincinnati Public Schools because we offer more choices and options for students in great learning environments. We are focused on student-centered decision making, which means we keep students at the heart of everything we do.

As a result, our enrollment is growing, and our district's physical footprint is expanding.

+ 6,018

NEW STUDENTS
 Since 2012-2013
 — a 20% increase



+ 3

NEW SCHOOL COMMUNITIES

August 2019

Clifton Area Neighborhood School (CANS): new site

Gamble Montessori High School: new site (pictured)

Gamble Montessori Elementary School: new school



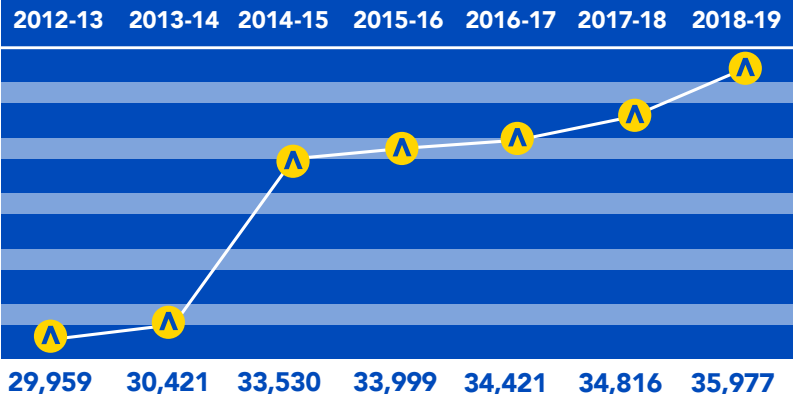
Locations of CPS schools:

ADDING GRADES

Spencer Center for Gifted and Exceptional Students

LEAP Academy — Spanish-language school

ENROLLMENT



We're Giving More Preschoolers a Strong Start

Kindergarten readiness is a key predictor in future academic achievement. Students who are prepared when they enter kindergarten are better prepared for success in high school.

CPS kindergartners who attended two years of CPS preschool are

153%

more likely to be on track on the Kindergarten Readiness Assessment (KRA) in Literacy than students who did not attend preschool.



100%

CPS preschools earn a **FOUR- or FIVE-STAR RATING** from Ohio Department of Education

1,823

CPS preschool students
2018-2019



Source: CPS' Early Childhood Department

Students are Making Gains in Early Literacy

Students who read well do better in all subjects they study. In 2018, CPS adopted new English/Language Arts curriculum for all grades.

Students who met Ohio's Third Grade Reading Guarantee:



Number of third-graders:

2,685

Number of third-grade English Language Learners:

177

Source: Ohio Department of Education District Report Card

Source: CPS' Performance and Accountability Department

PROFICIENCY IN THIRD GRADE LITERACY

20



Percentage-Point Increase

From 2015-16 to 2018-19



PROFICIENCY IN SIXTH GRADE LITERACY

9.3



Percentage-Point Increase

From 2015-16 to 2018-19



Students are More Proficient in Math

Students who perform well in math at an early age are more successful in math in higher grades.

PROFICIENCY IN THIRD GRADE MATH

5.6  Percentage-Point Increase


From 2015-16 to 2018-19



PROFICIENCY IN SIXTH GRADE MATH

5.2  Percentage-Point Increase

From 2015-16 to 2018-19



Students are More Prepared for High School

Students who perform well in 9th grade English/Language Arts and Algebra I are destined to do well in other critical subjects, including more advanced math and science, and are better prepared for college, and the military and employment. Toward our goal of preparing students for life, all CPS high school students take the Microsoft Office Business course.

PROFICIENCY IN NINTH GRADE ENGLISH/LANGUAGE ARTS

9.6  Percentage-Point Increase

From 2015-16 to 2018-19



PROFICIENCY IN ALGEBRA 1

26.1  Percentage-Point Increase

From 2015-16 to 2018-19



Preparing Students for Tomorrow's World


CPS has reimagined high school to ensure our students graduate prepared for their chosen career pathways — enrolled in college, enlisted in the military, and ultimately employed in the competitive workforce.

CPS guides students to discover their passions by providing career-focused learning opportunities, mentoring, technology and other support to achieve their goals.

CPS GRADUATES ARE PREPARED FOR LIFE

CPS Graduation Rate

6.7


 Percentage-Point Increase over 4 years

Class of 2014 Graduation Rate 71.2%
Class of 2018 Graduation Rate 77.9%




93%

Of 2018 CPS GRADUATES Declared Postgraduation Pathways

Class of 2018 Walnut Hills High School grad aims for graduation with U. S. Naval Academy's Class of 2022. 

Source: CPS' High School Counselors

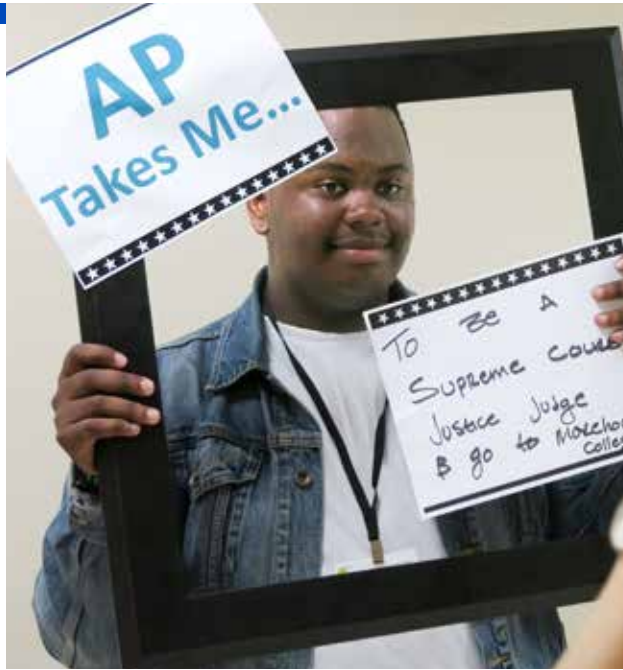


More Students Are Prepared for College

More students are taking Advanced Placement (AP) courses at all of CPS' traditional high schools, which offer students opportunities to enter college a step ahead. In 2015, CPS launched the AP Boot Camp to support students who will take AP tests and to introduce them to life on a college campus.

1,726

Students taking
**ADVANCED PLACEMENT
COURSES**



957

Students taking **MULTIPLE
Advanced Placement courses
2018-2019**

The Class of 2018 earned

\$80

**MILLION IN COLLEGE AID
AND SCHOLARSHIPS**

+ A \$20 Million Increase
from the Class of 2017

Source: CPS' High School Counselors



More Students Are Ready for the World of Work

Our students begin to learn about careers as third-graders as part of their Advisory course work. Starting in eighth grade, CPS students explore careers through job shadowing, mock interviews, internships and career-focused learning opportunities.

ABOUT
1,500
Students participate in Career Technical pathways



7 **15**

INDUSTRY CREDENTIAL PROGRAMS

Allied Health and Nursing
Construction Design and Management
Culinary Arts
Firefighting and Emergency Medical Services
Microsoft Office Specialist
Phlebotomy
Supply Chain

CAREER TECHNICAL EDUCATION PROGRAMS

Agriculture, Food and Natural Resources
Allied Health and Nursing
Animal and Plant Sciences
Business and Administrative Services
Construction Design and Management
Culinary Arts
Engineering and Design
Information Support and Services
Interactive Media
Manufacturing Operations
Media Arts
Medical Bioscience
Performing Arts
Programming and Software Development
Visual Design and Imaging

4

EMPLOYMENT PIPELINE PROGRAMS

Belcan: Cybersecurity
Cincinnati USA Regional Chamber: Manufacturing
Cincinnati Visitors Bureau / Cincinnati Recreation Commission: Hospitality and Tourism
DHL Logistics: Supply Chain



Through hands-on experiences, CPS students earn industry credentials and skills that employers demand in competitive career fields. CPS students access a comprehensive education that gives them career-focused learning opportunities, access to **College Credit Plus** and **Advanced Placement** courses, and allows them to participate in traditional high school extracurricular activities — it's the home-field advantage.

57

BUSINESSES REPRESENTED
2018-19 CPS Career Expo

175 Business volunteers
675 CPS juniors attended
from 9 high schools



526

NUMBER OF CPS juniors participating
in **JOB SHADOWING** at 15 companies
in 2018-19

4,632

NUMBER OF COLLEGE CREDIT PLUS credit hours taken
in 2018-19, which earn students college credits while still in high school

Source: CPS' Curriculum and Instruction Department



Laura Mitchell

Superintendent, Cincinnati Public Schools

"Public education not only is the first and best choice for greater Cincinnati families, but it's the very cornerstone of social and economic life in our community. To build on this cornerstone, we must **dream big, set high expectations and create boundless opportunities.**

We want our students to be more than mere contributors in our society. We want them to be the **influencers who shape our world.**

Empowered by the strength of the communities we serve, we can help redefine the potential of public education in our city and our country."

Contact

Laura Mitchell
Superintendent, Cincinnati Public Schools
mitchec@cps-k12.org
Office: 513-363-0070
cps-k12.org

