


Community Health Data

BACKPACKS ON

LAPTOPS OPEN

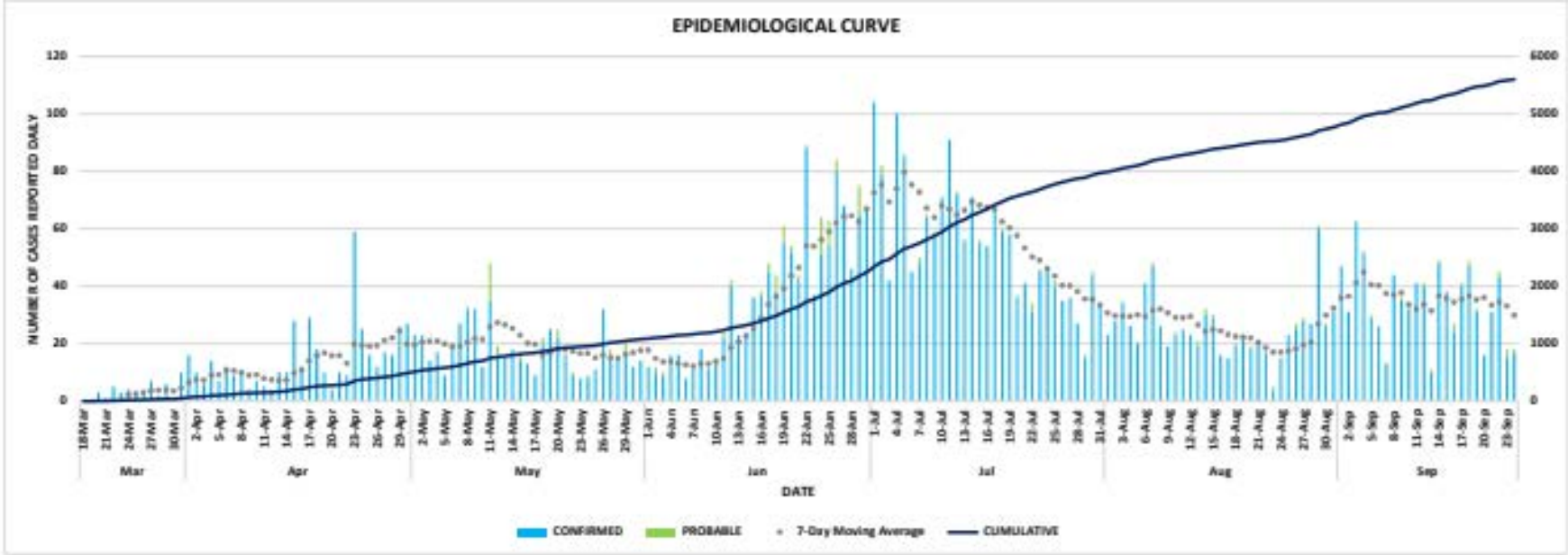
FUTURES
BRIGHT!



PREPARING STUDENTS
FOR LIFE

Community Trends

City of Cincinnati Daily New Cases as of September 24, 2020



UPDATED 9/24/2020 2:30pm

*DATA IS PROVISIONAL CONTINGENT UPON COMPLETION OF CONTACT TRACING AND CONFIRMATION OF JURISDICTIONAL RESIDENCE

**IN ACCORDANCE WITH THE NEW CDC GUIDELINES, THE CDC EXPANDED (PROBABLE) CASE DEFINITION IS INCLUDED IN THIS REPORT. SEE: <https://www.cdc.gov/coronavirus/2019-ncov/covid-data/faq-surveillance.html>

**NUMBER OF INDIVIDUALS ACTIVELY MONITORED IS AN ESTIMATE, SUBJECT TO CHANGE
STATE DATA SOURCE: OHIO DISEASE REPORTING SYSTEM (ODRS)



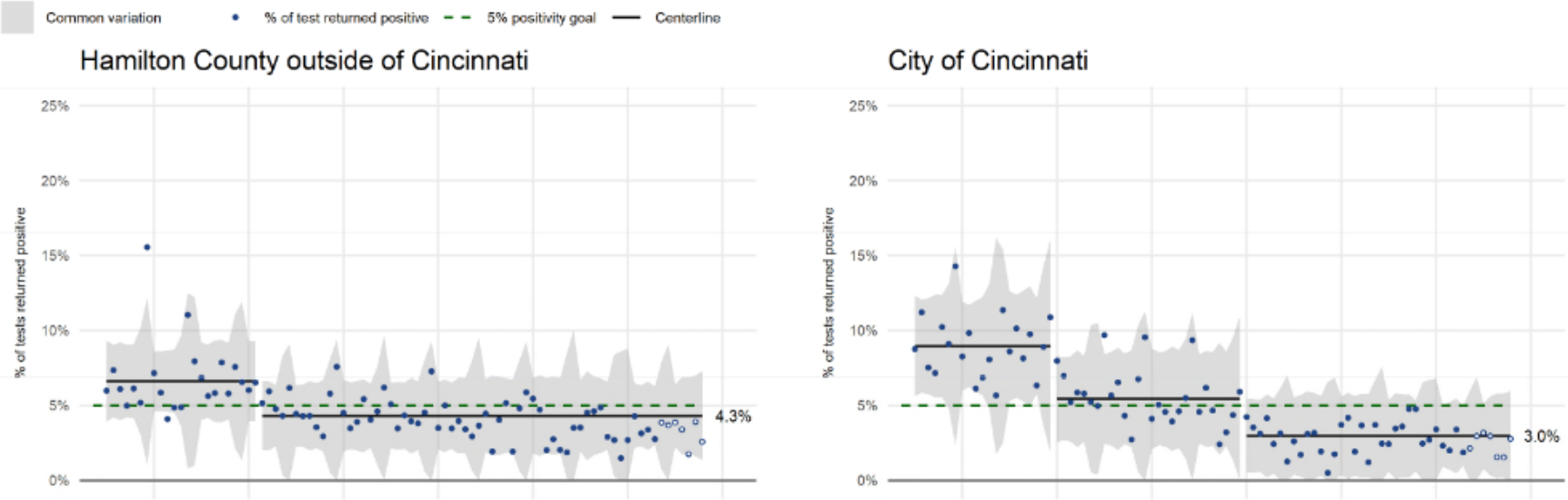
Source: [City of Cincinnati COVID-19 Dashboard](https://www.cincinnati-oh.gov/covid19/interactive-map/)
<https://www.cincinnati-oh.gov/covid19/interactive-map/>



Community Trends

Positivity Rate as of September 20, 2020

Positivity rate and tests per 100,000 people for Hamilton County and City of Cincinnati



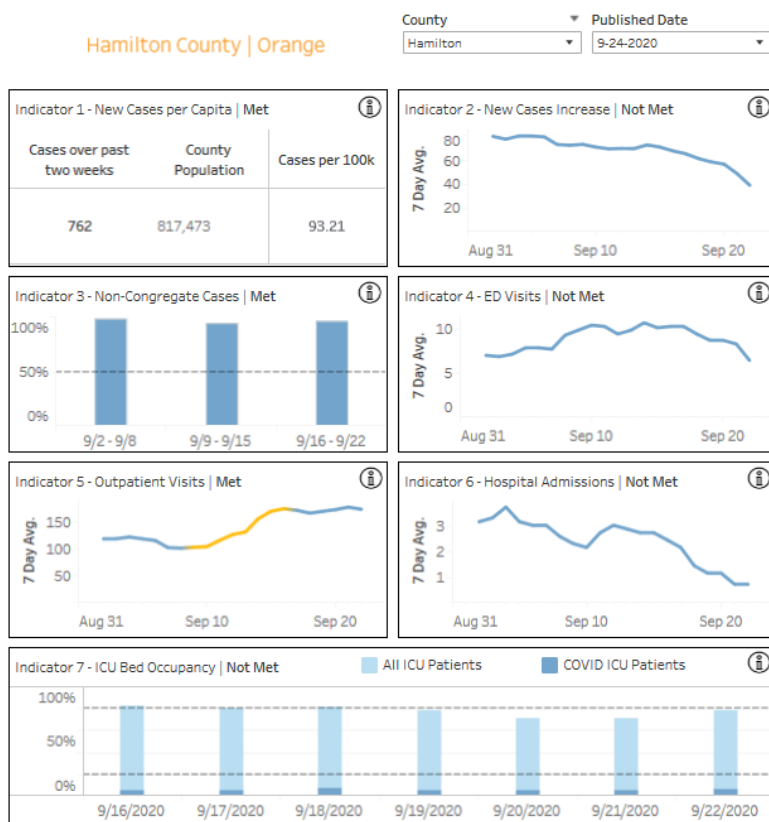
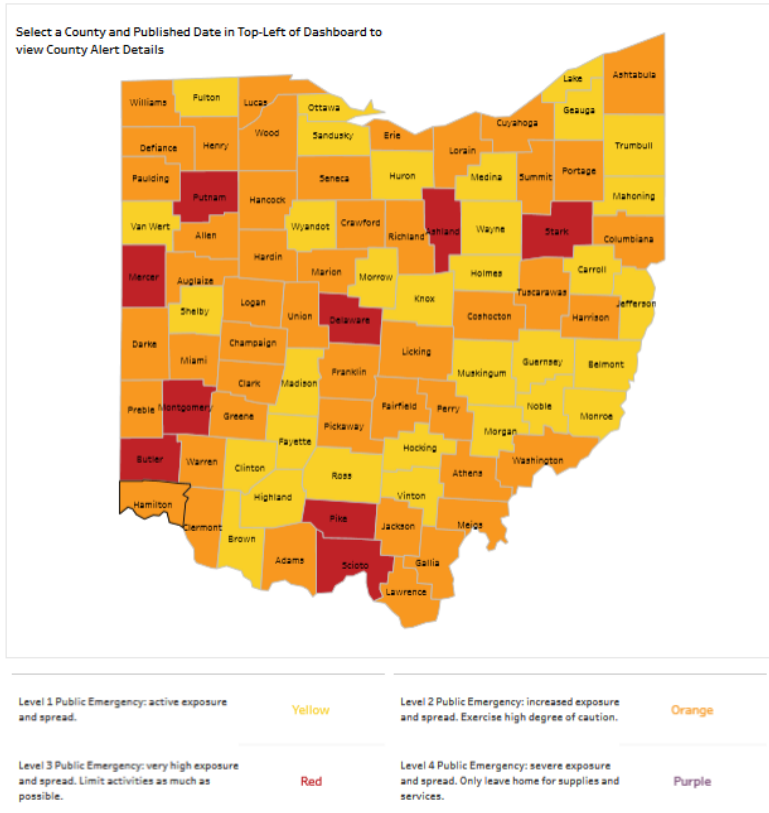
Open circles indicate points highly subject to change. Location is based on address provided to the lab.
Source: The Health Collaborative data as of 9/20/2020

Source: The Health Collaborative — <https://www.cincinnati-oh.gov/health/covid-19/covid-19-measures-to-inform-school-district-decisions/>



Community Trends

Hamilton County Alert Level as of September 24, 2020



Source: Ohio Public Health Advisory System

<https://coronavirus.ohio.gov/wps/portal/gov/covid-19/public-health-advisory-system>

BACKPACKS ON | **LAPTOPS** OPEN | **FUTURES** BRIGHT!

Visit **CPS-K12.ORG/NEWS/BACKTOSCHOOL**
for more information.



/CincinnatiPublicSchools



/user/lamCPS



@lamCPS



@lamCPS



PREPARING STUDENTS
FOR LIFE