


Community Health Data

BACKPACKS ON

LAPTOPS OPEN

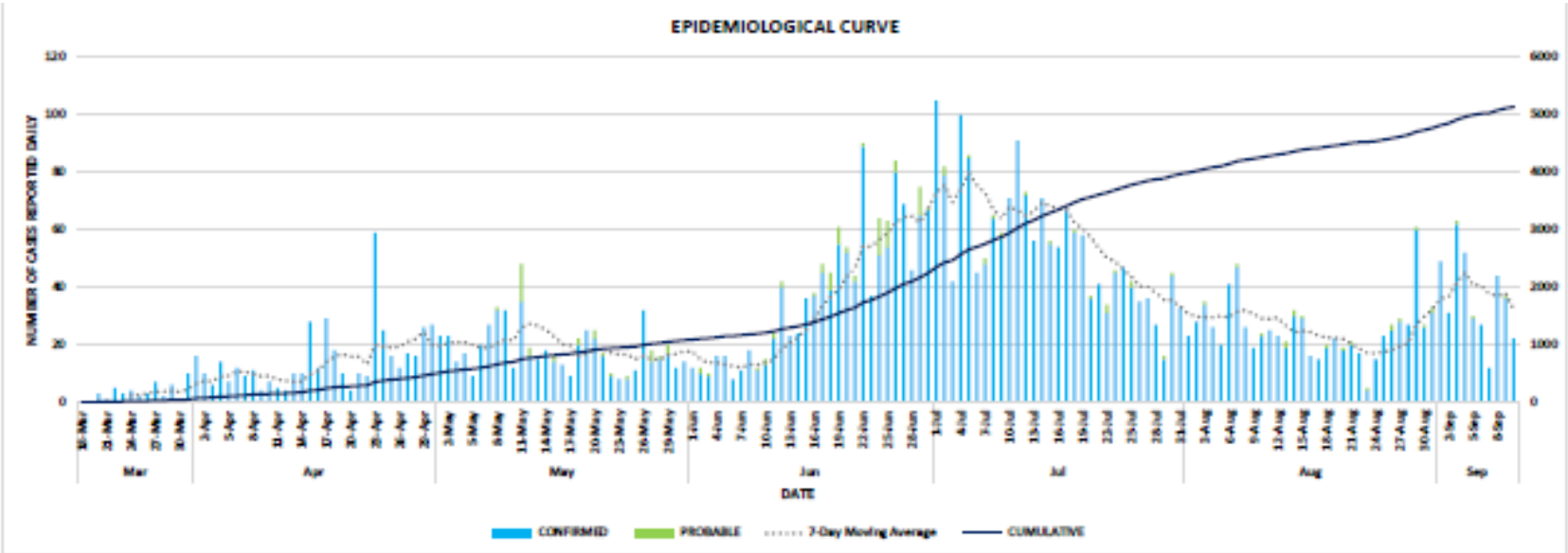
FUTURES
BRIGHT!



PREPARING STUDENTS
FOR LIFE

Community Trends

City of Cincinnati Daily New Cases as of September 10, 2020



UPDATED 9/10/2020 9:30am
*DATA IS PROVISIONAL CONTINGENT UPON COMPLETION OF CONTACT TRACING AND CONFIRMATION OF JURISDICTIONAL RESIDENCE
**IN ACCORDANCE WITH THE NEW CDC GUIDELINES, THE CDC EXPANDED (PROBABLE) CASE DEFINITION IS INCLUDED IN THIS REPORT. SEE: <https://www.cdc.gov/coronavirus/2019-nCoV/covid-data/bq-surveillance.html>
**NUMBER OF INDIVIDUALS ACTIVELY MONITORED IS AN ESTIMATE, SUBJECT TO CHANGE
STATE DATA SOURCE: OHIO DISEASE REPORTING SYSTEM (ODRS)



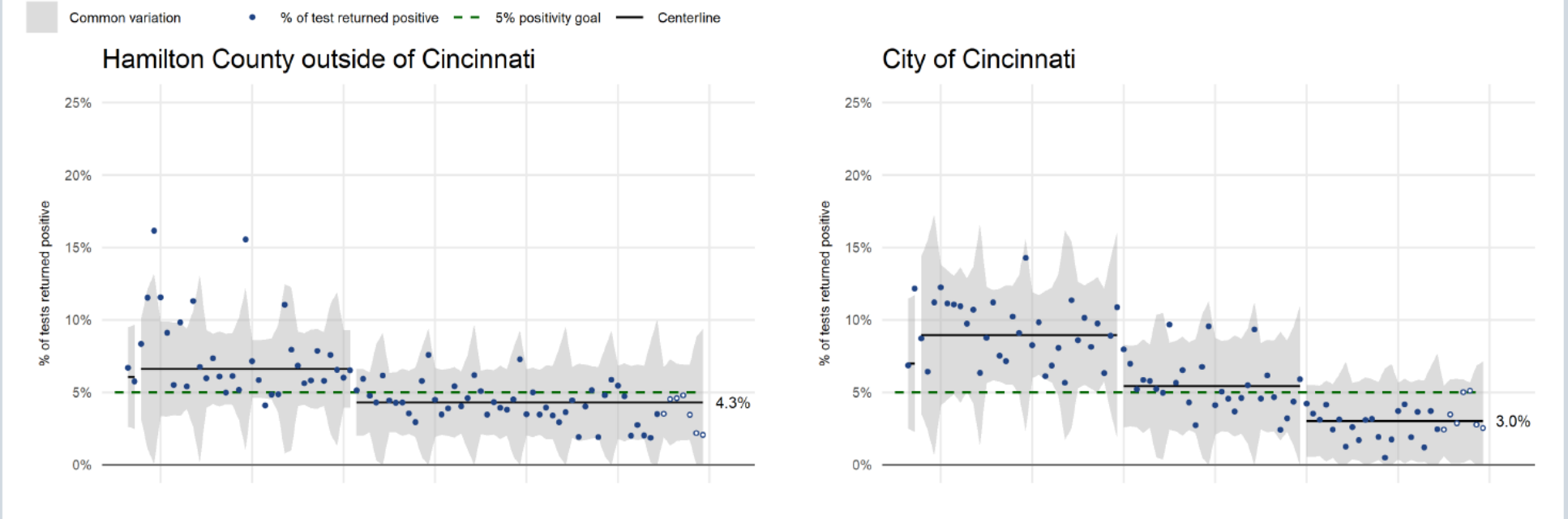
Source: [City of Cincinnati COVID-19 Dashboard](https://www.cincinnati-oh.gov/covid19/interactive-map/)
<https://www.cincinnati-oh.gov/covid19/interactive-map/>



Community Trends

Positivity Rate as of September 8, 2020

Positivity rate and tests per 100,000 people for Hamilton County and City of Cincinnati



Open circles indicate points highly subject to change. Location is based on address provided to the lab.
Source: The Health Collaborative data as of 09/08/2020.

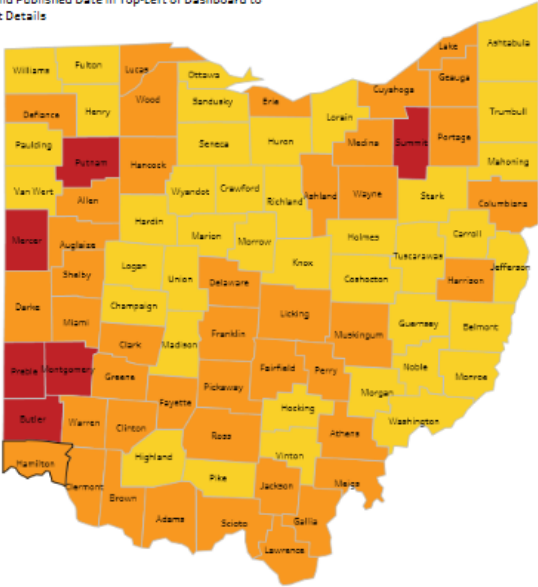
Source: [The Health Collaborative](https://www.hamiltoncountyhealth.org/covid19/) — <https://www.hamiltoncountyhealth.org/covid19/>



Community Trends

Hamilton County Alert Level as of September 10, 2020

Select a County and Published Date in Top-Left of Dashboard to view County Alert Details



Level 1 Public Emergency: active exposure and spread.	Yellow	Level 2 Public Emergency: increased exposure and spread. Exercise high degree of caution.	Orange
Level 3 Public Emergency: very high exposure and spread. Limit activities as much as possible.	Red	Level 4 Public Emergency: severe exposure and spread. Only leave home for supplies and services.	Purple

Hamilton County | Orange

County: Hamilton | Published Date: 9-10-2020

Indicator 1 - New Cases per Capita | Met

Cases over past two weeks	County Population	Cases per 100k
848	817,473	103.73

Indicator 2 - New Cases Increase | Met

Indicator 3 - Non-Congregate Cases | Met

Indicator 4 - ED Visits | Not Met

Indicator 5 - Outpatient Visits | Not Met

Indicator 6 - Hospital Admissions | Not Met

Indicator 7 - ICU Bed Occupancy | Not Met

Source: Ohio Public Health Advisory System

<https://coronavirus.ohio.gov/wps/portal/gov/covid-19/public-health-advisory-system>



BACKPACKS ON | **LAPTOPS** OPEN | **FUTURES** BRIGHT!

Visit **CPS-K12.ORG/NEWS/BACKTOSCHOOL**
for more information.



/CincinnatiPublicSchools



/user/lamCPS



@lamCPS



@lamCPS



PREPARING STUDENTS
FOR LIFE