


Community Health Data

BACKPACKS ON

LAPTOPS OPEN

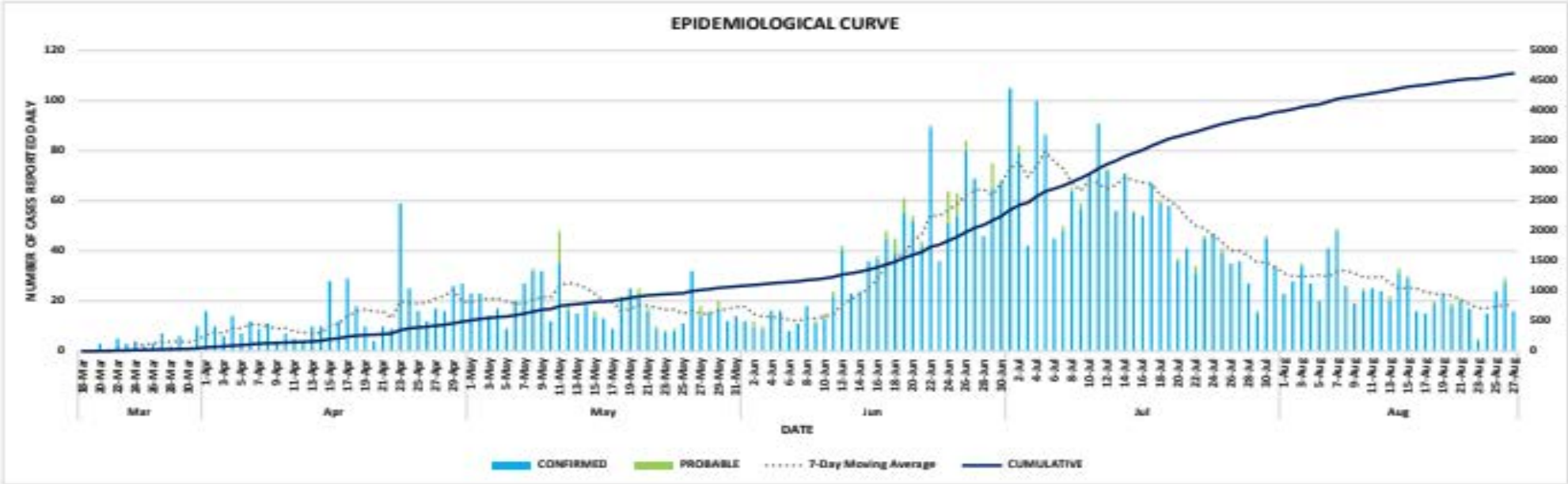
FUTURES
BRIGHT!



PREPARING STUDENTS
FOR LIFE

Community Trends

City of Cincinnati Daily New Cases as of August 27, 2020



UPDATED 8/27/2020 9:30am

*DATA IS PROVISIONAL CONTINGENT UPON COMPLETION OF CONTACT TRACING AND CONFIRMATION OF JURISDICTIONAL RESIDENCE

**IN ACCORDANCE WITH THE NEW CDC GUIDELINES, THE CDC EXPANDED (PROBABLE) CASE DEFINITION IS INCLUDED IN THIS REPORT. SEE: <https://www.cdc.gov/coronavirus/2019-ncov/covid-data/faq-surveillance.html>

**NUMBER OF INDIVIDUALS ACTIVELY MONITORED IS AN ESTIMATE, SUBJECT TO CHANGE

STATE DATA SOURCE: OHIO DISEASE REPORTING SYSTEM (ODRS)



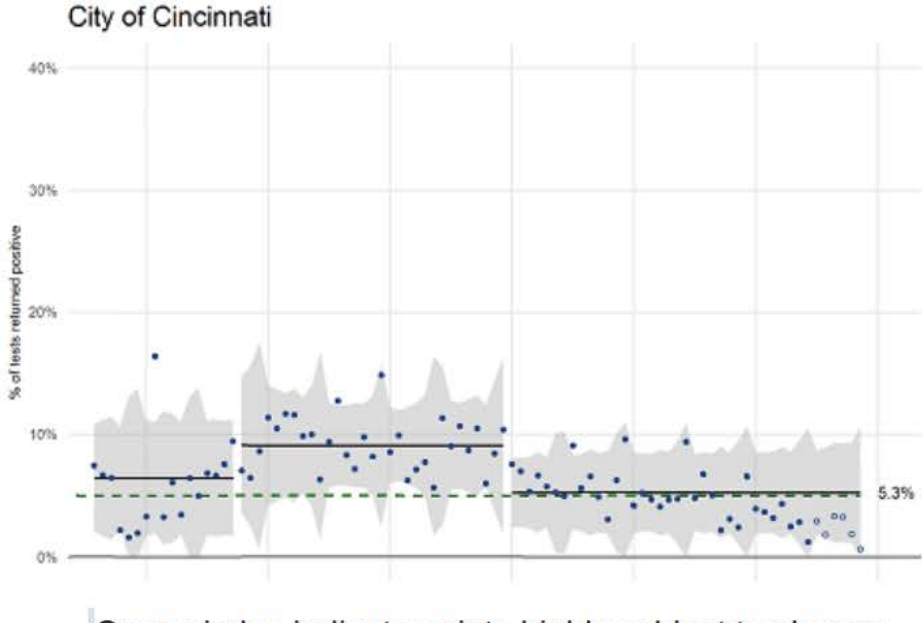
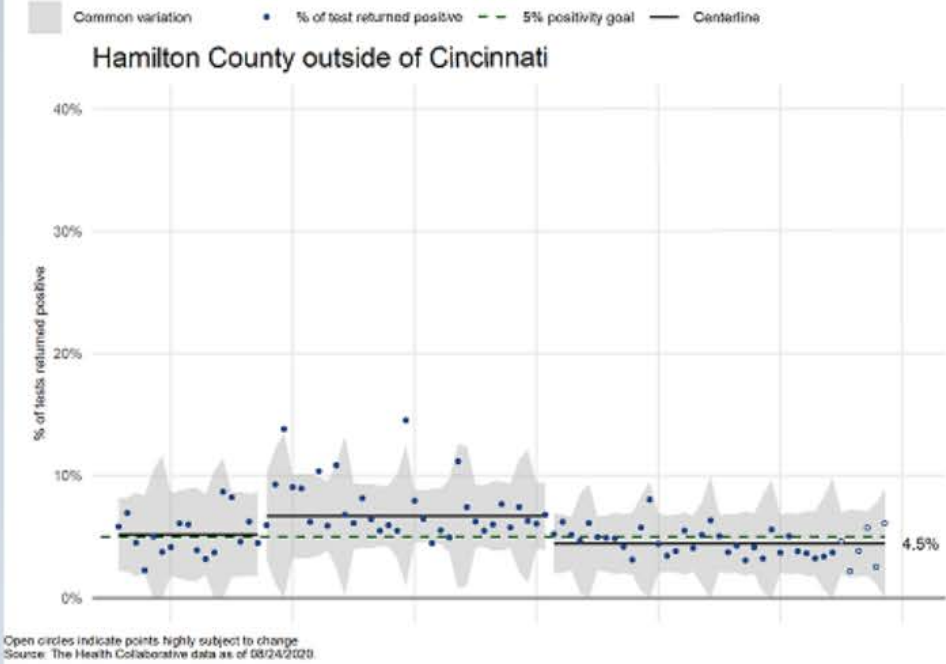
Source: [City of Cincinnati COVID-19 Dashboard](https://www.cincinnati-oh.gov/covid19/interactive-map/)
<https://www.cincinnati-oh.gov/covid19/interactive-map/>



Community Trends

Positivity Rate as of August 24, 2020

Positivity rate and tests per 100,000 people for Hamilton County and City of Cincinnati

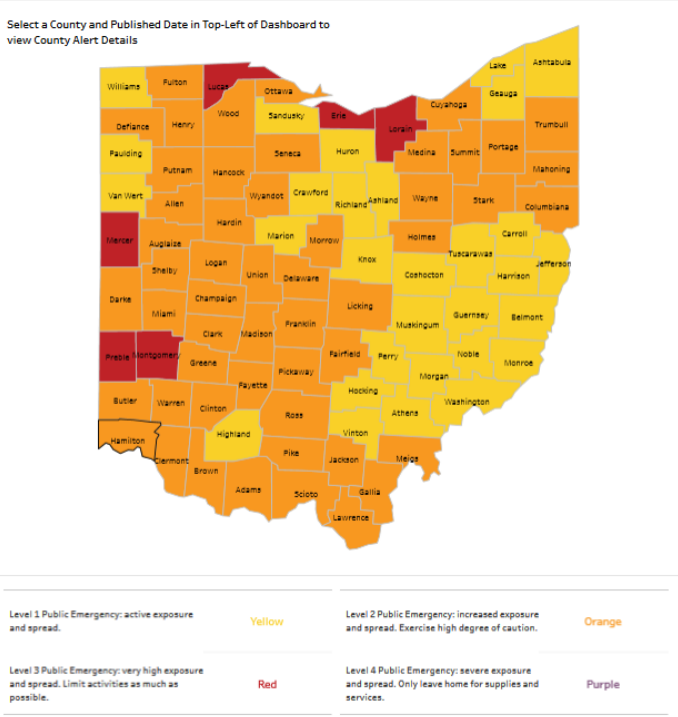


Source: The Health Collaborative — <https://www.cincinnati-oh.gov/health/covid-19/covid-19-measures-to-inform-school-district-decisions/>

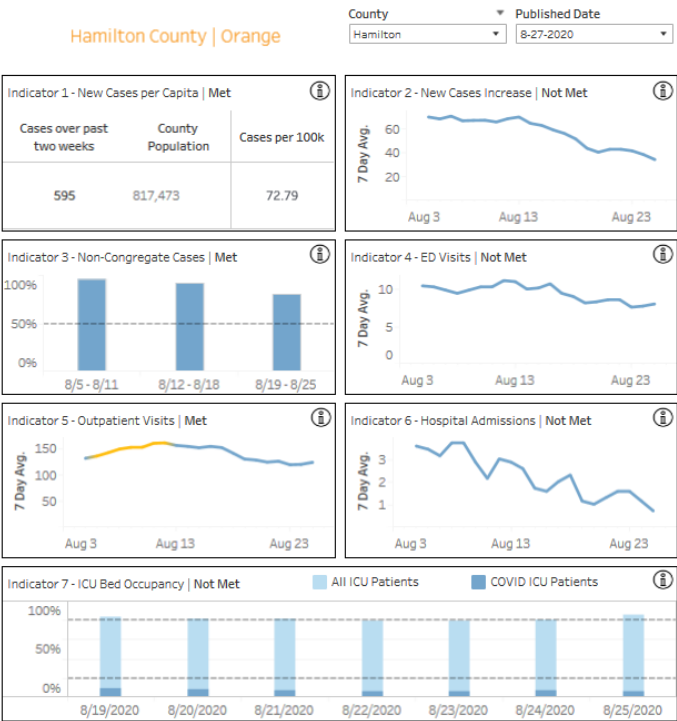


Community Trends

Hamilton County Alert Level as of August 27, 2020



For All Public Emergency Levels, Follow All Current Health Orders



Data within the final 14 days of indicators 1, 2, 3 and 6 is preliminary and subject to change as more information is reported to ODH



Source: Ohio Public Health Advisory System
<https://coronavirus.ohio.gov/wps/portal/gov/covid-19/public-health-advisory-system>



BACKPACKS ON | **LAPTOPS** OPEN | **FUTURES** BRIGHT!

Visit **CPS-K12.ORG/NEWS/BACKTOSCHOOL**
for more information.



/CincinnatiPublicSchools



/user/lamCPS



@lamCPS



@lamCPS



PREPARING STUDENTS
FOR LIFE