


Community Health Data

BACKPACKS ON

LAPTOPS OPEN

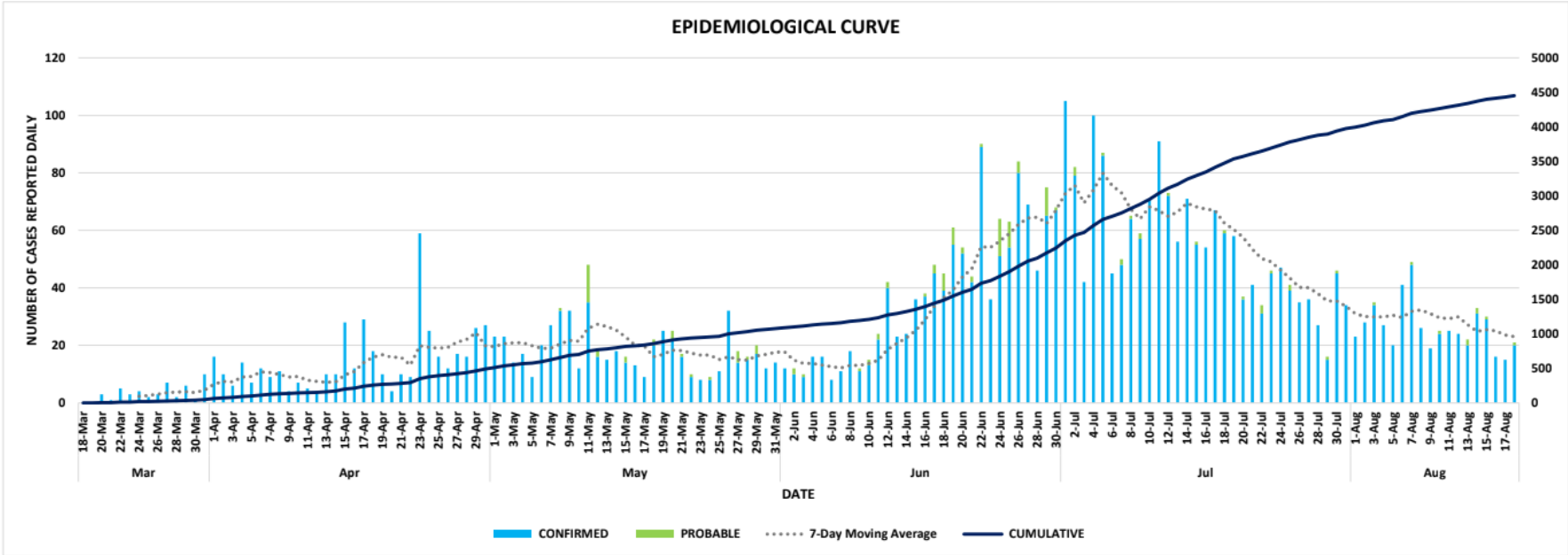
FUTURES
BRIGHT!



PREPARING STUDENTS
FOR LIFE

Community Trends

City of Cincinnati Daily New Cases as of August 19, 2020



UPDATED 8/19/2020 9:30am

*DATA IS PROVISIONAL CONTINGENT UPON COMPLETION OF CONTACT TRACING AND CONFIRMATION OF JURISDICTIONAL RESIDENCE

**IN ACCORDANCE WITH THE NEW CDC GUIDELINES, THE CDC EXPANDED (PROBABLE) CASE DEFINITION IS INCLUDED IN THIS REPORT. SEE: <https://www.cdc.gov/coronavirus/2019-ncov/covid-data/faq-surveillance.html>

**NUMBER OF INDIVIDUALS ACTIVELY MONITORED IS AN ESTIMATE, SUBJECT TO CHANGE

STATE DATA SOURCE: OHIO DISEASE REPORTING SYSTEM (ODRS)

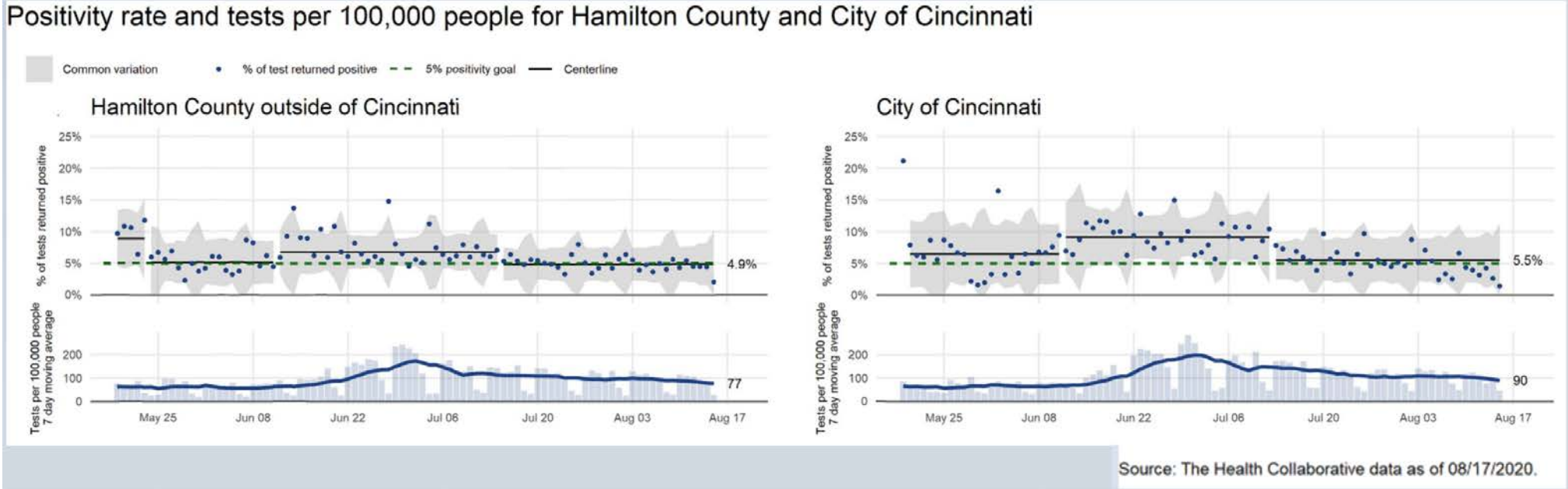


Source: [City of Cincinnati COVID-19 Dashboard](https://www.cincinnati-oh.gov/covid19/interactive-map/)
<https://www.cincinnati-oh.gov/covid19/interactive-map/>



Community Trends

Positivity Rate as of August 17, 2020

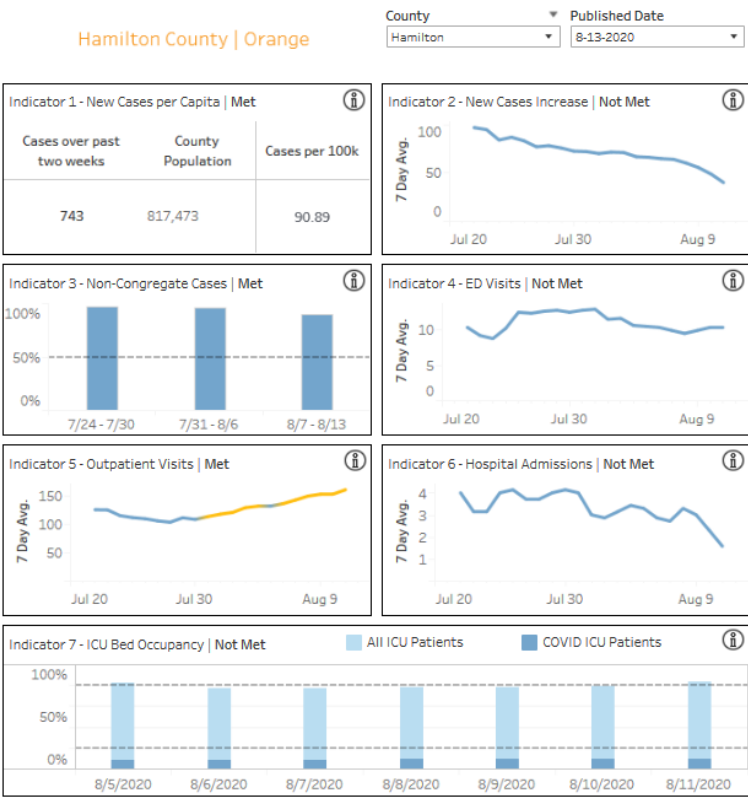
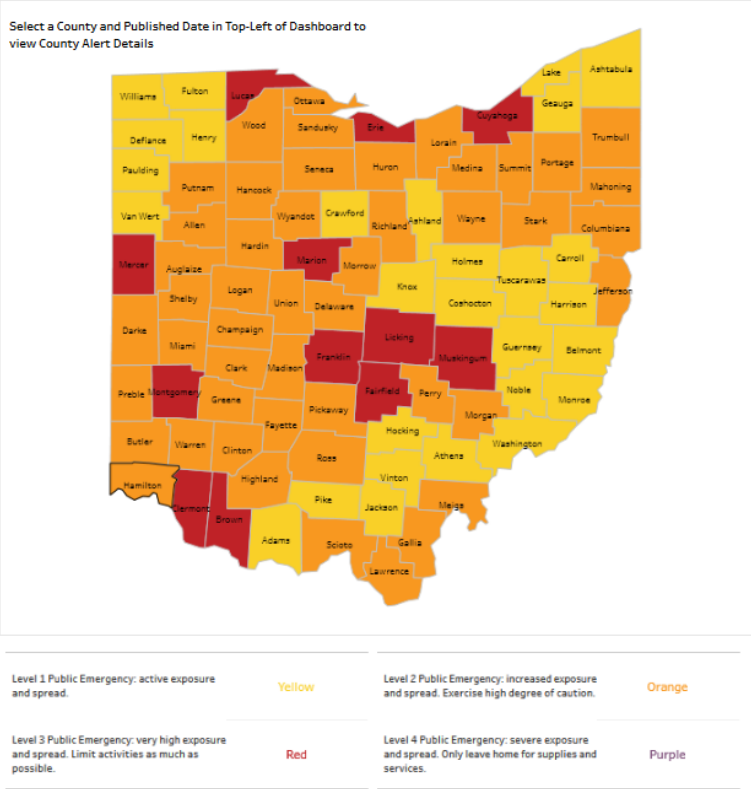


Source: The Health Collaborative — <https://www.cincinnati-oh.gov/health/covid-19/covid-19-measures-to-inform-school-district-decisions/>



Community Trends

Hamilton County Alert Level as of August 13, 2020



Source: Ohio Public Health Advisory System

<https://coronavirus.ohio.gov/wps/portal/gov/covid-19/public-health-advisory-system>



BACKPACKS ON | **LAPTOPS** OPEN | **FUTURES** BRIGHT!

Visit **CPS-K12.ORG/NEWS/BACKTOSCHOOL**
for more information.



/CincinnatiPublicSchools



/user/lamCPS



@lamCPS



@lamCPS



PREPARING STUDENTS
FOR LIFE