


Community Health Data

BACKPACKS ON

LAPTOPS OPEN

FUTURES
BRIGHT!



PREPARING STUDENTS
FOR LIFE

CPS COVID-19 Confirmed Staff and Student Cases

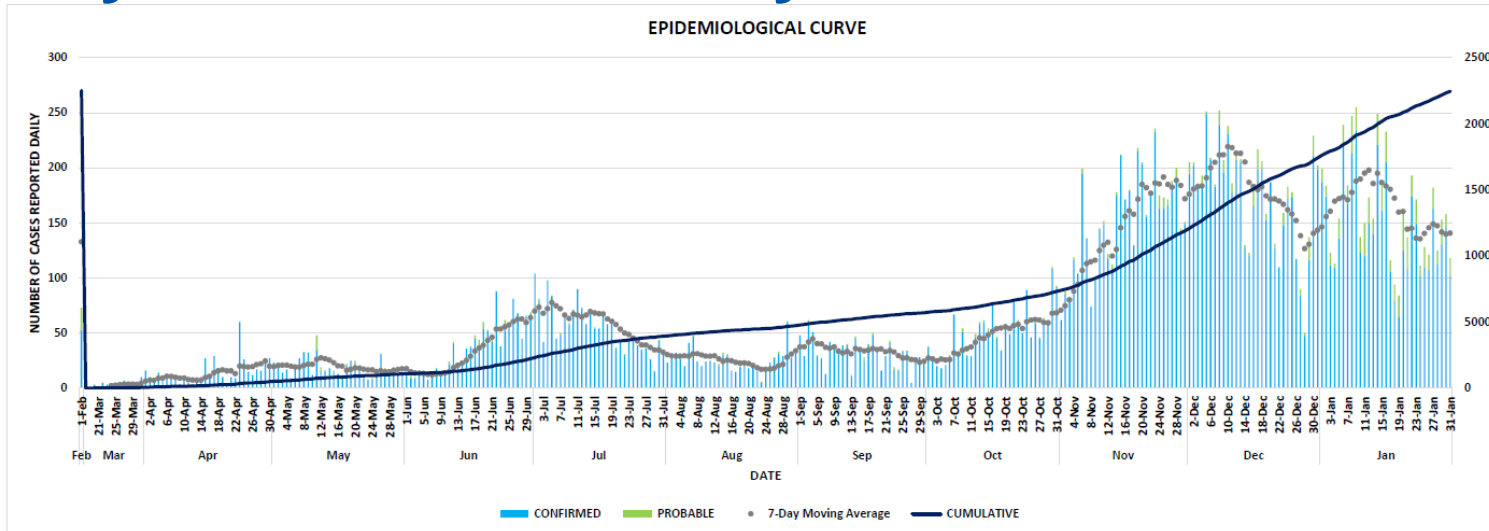
	Since May 2020
Confirmed Student Cases	367
Students Tested	1060
Confirmed Staff Cases	539
Detected In-School Transmissions	6

Health officials stress the importance of protection protocols in schools, including measuring the implementation of reliable protocols, maintaining protocols consistently over time, and measuring daily cases and quarantines in schools. Before September 2020, this data was not readily available for our region. However as charter, non-public, and public schools began opening for in-person learning in Hamilton County, and Ohio Department of Health created a reporting system for school COVID-19 cases, this data is now readily available to measure the amount of COVID-19 spread in schools. Early evidence is that there is little to no spread within schools in our region, however health officials are working on a system to better utilize the new data from schools that have re-opened in person.



Community Trends

City of Cincinnati Daily New Cases as of February 1, 2021



UPDATED 2/1/2021 9:30am

DATA SHOWN FOR TODAY REFLECTS PAST 24 HOURS

*DATA IS PROVISIONAL CONTINGENT UPON COMPLETION OF CONTACT TRACING AND CONFIRMATION OF JURISDICTIONAL RESIDENCE

**IN ACCORDANCE WITH THE NEW CDC GUIDELINES, THE CDC EXPANDED (PROBABLE) CASE DEFINITION IS INCLUDED IN THIS REPORT. SEE: <https://www.cdc.gov/coronavirus/2019-ncov/covid-data/faq-surveillance.html>

**NUMBER OF INDIVIDUALS ACTIVELY MONITORED IS AN ESTIMATE, SUBJECT TO CHANGE

STATE DATA SOURCE: OHIO DISEASE REPORTING SYSTEM (ODRS)

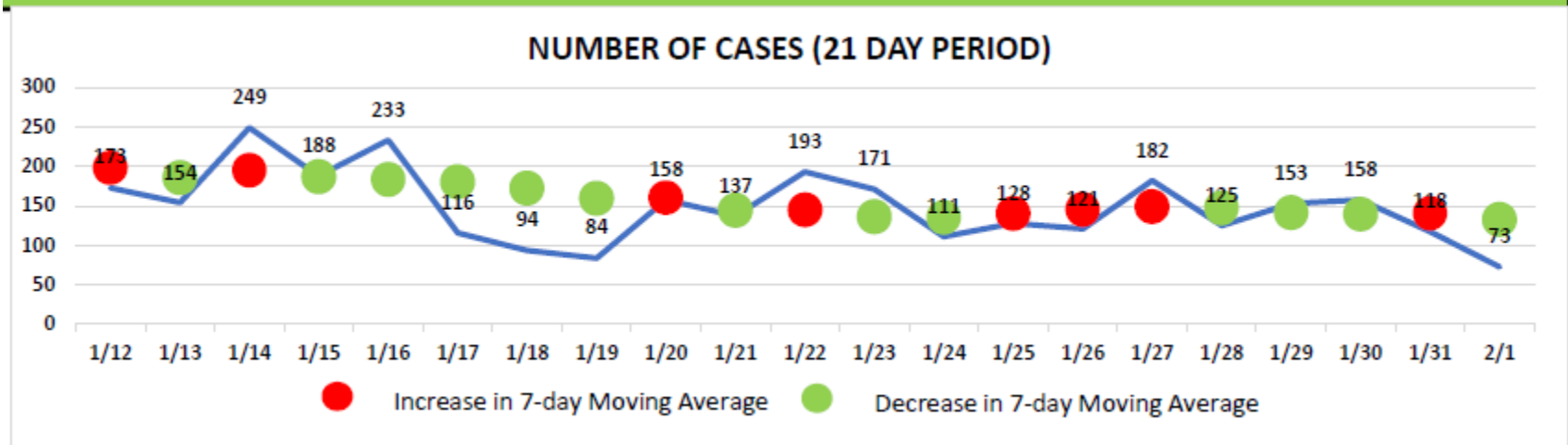


The City of Cincinnati Epidemiological Curve shows the cumulative number of new cases (dark blue line), the daily number of new COVID-19 cases in the city (light blue column), and the 7-Day moving average of daily new cases (gray dotted line). The 7-Day moving average demonstrates the level of virus in the community. Health officials recommend using the 7-Day moving average and the suggested thresholds from the Harvard Global Health Institute based on Daily New Cases per 100,000 individuals (see further explanation of these thresholds at: [Source: The Health Collaborative — https://www.cincinnati-oh.gov/health/covid-19/covid-19-measures-to-inform-school-district-decisions//](https://www.cincinnati-oh.gov/health/covid-19/covid-19-measures-to-inform-school-district-decisions//))



Community Trends

Number of Cases as of February 1, 2021



44 Daily New Cases per 100,000

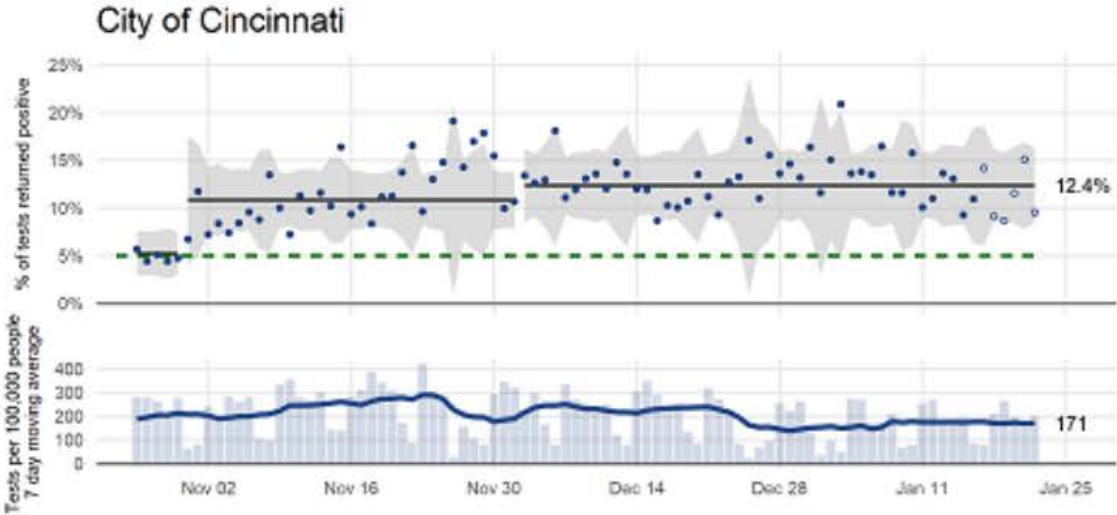
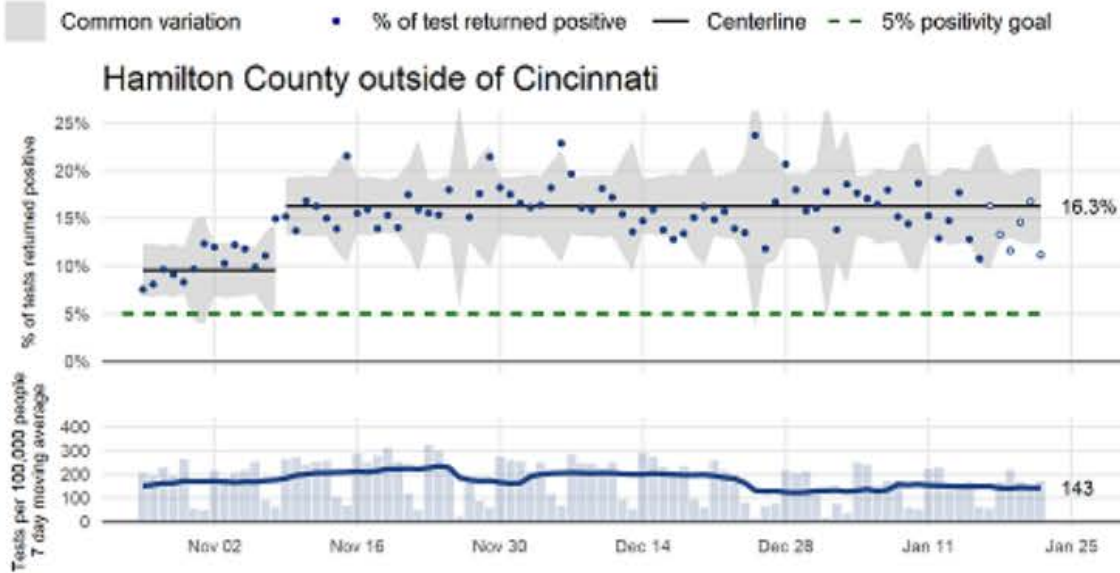
The City of Cincinnati Number of Cases in 14-Day Period shows the daily number of new cases (dark blue line) and the 7-Day moving average (red/green dots). The 7-Day moving average dot is red if the value increased from the prior day and green if it decreased from the prior day. Health officials recommend using the 7-Day moving average suggested thresholds from the Harvard Global Health Institute AND the 7-Day moving average 14-Day trends. See further explanation of these thresholds at: Source: The Health Collaborative — <https://www.cincinnati-oh.gov/health/covid-19/covid-19-measures-to-inform-school-district-decisions/>



Community Trends

Positivity Rate as of January 24, 2021

Positivity rate and tests per 100,000 people for Hamilton County and City of Cincinnati

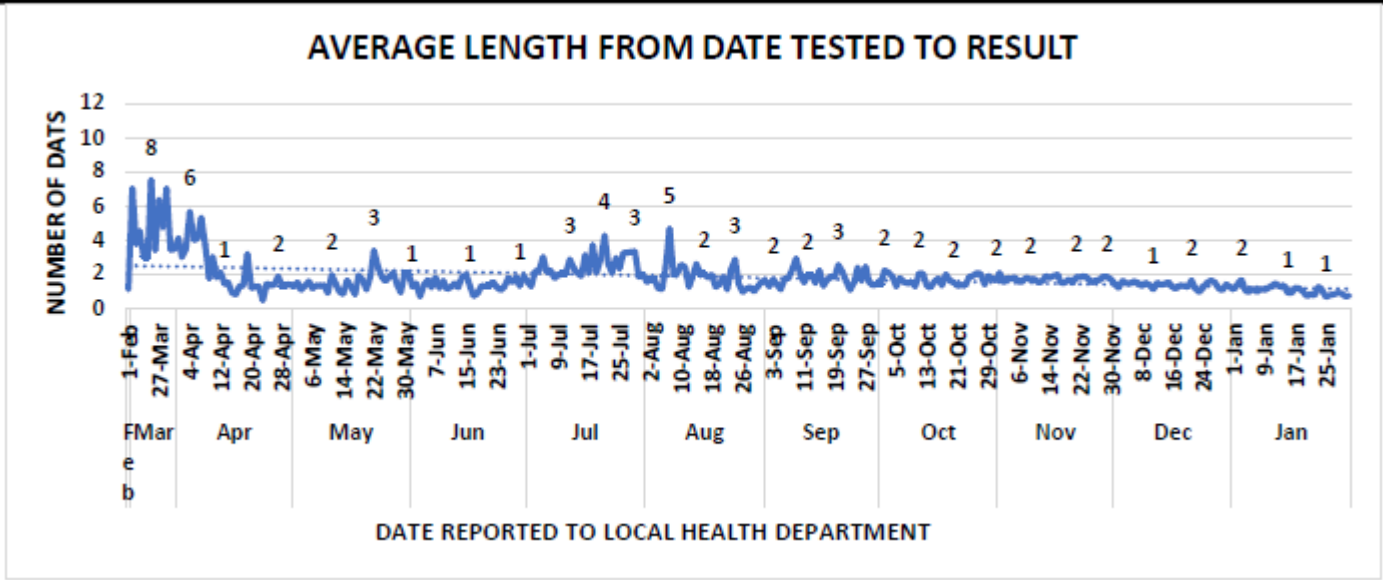


The positivity rate is the percent of COVID-19 tests that are positive out of all the tests administered each day. The rate is shown for the City of Cincinnati on the right, and for the county outside of the City of Cincinnati on the left. Health officials recommend a positivity rate below 5%. Source: The Health Collaborative — <https://www.cincinnati-oh.gov/health/covid-19/covid-19-measures-to-inform-school-district-decisions/>



Community Trends

Average Length from Date Tested to Result as of February 1, 2021



The City of Cincinnati Average Length from Date Tested to Result measure shows the average number of days from test administered to test result reported to local health department for positive results. This measure indicates whether our testing and reporting system can adequately handle the demand and is important to identifying and isolating positive cases. Source: City of Cincinnati COVID-19 Dashboard

<https://www.cincinnati-oh.gov/covid19/interactive-map/>

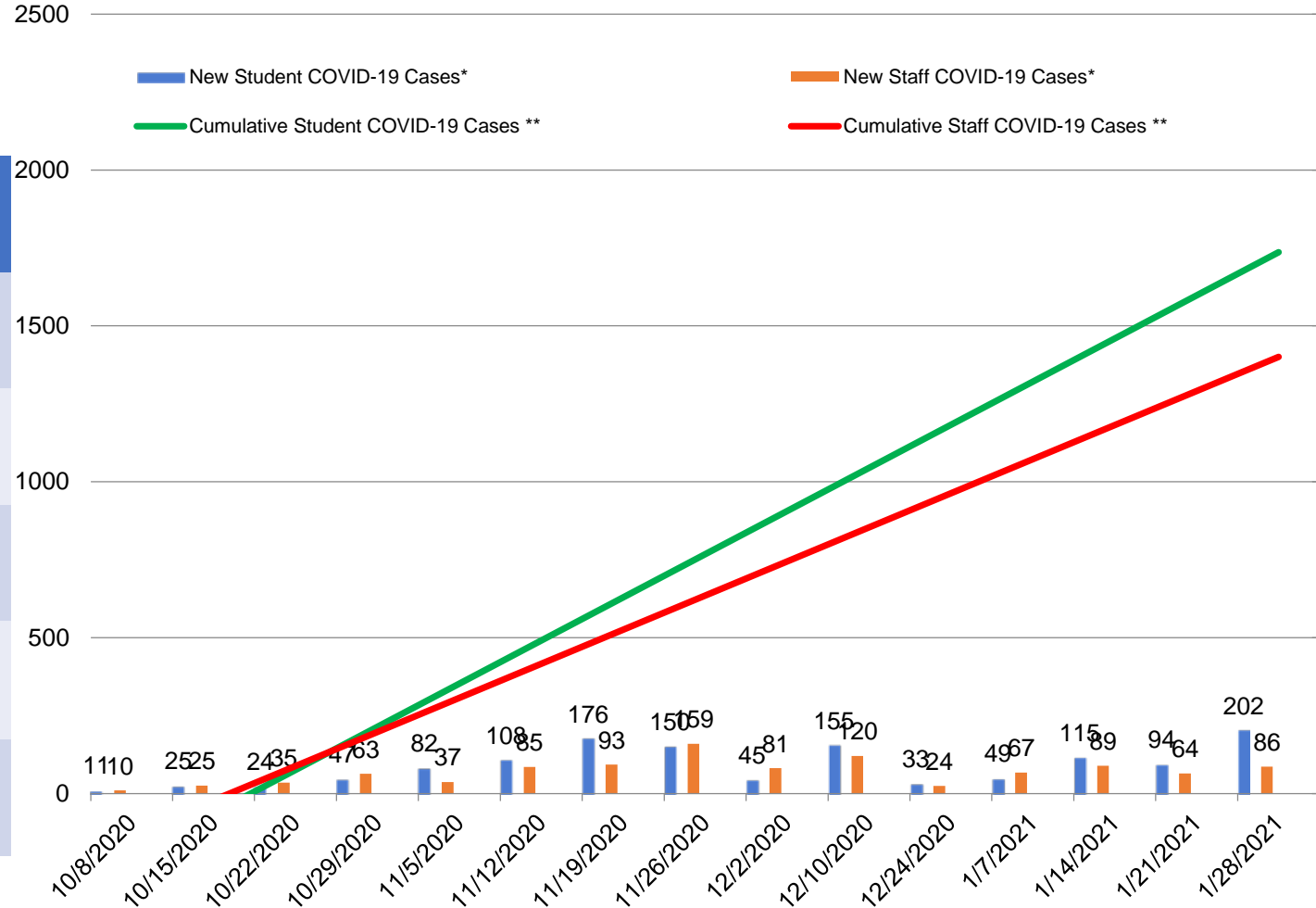


Community Trends

Hamilton County School Districts as of January 28, 2021

	Public Schools	Charter Schools	Private Schools	Total
New Student COVID-19 Cases*	202	1	82	285
New Staff COVID-19 Cases*	86	3	27	116
Cumulative Student COVID-19 Cases**	1965	87	1096	3148
Cumulative Staff COVID-19 Cases**	1477	78	427	1912
Total number of students enrolled	114,225	6,963	34,838	156,026

Hamilton County Public Schools



*New cases are for the past one week. **Cumulative cases beginning 9/7/20

Health officials stress the importance of protection protocols in schools, including measuring the implementation of reliable protocols, maintaining protocols consistently over time, and measuring daily cases and quarantines in schools. Before September 2020, this data was not readily available for our region. However as charter, non-public, and public schools began opening for in-person learning in Hamilton County, and Ohio Department of Health created a reporting system for school COVID-19 cases, this data is now readily available to measure the amount of COVID-19 spread in schools. Early evidence is that there is little to no spread within schools in our region, however health officials are working on a system to better utilize the new data from schools that have re-opened in person.

For more information about measuring protection protocols, see Source: Ohio Department of Health COVID-19 Dashboard for Schools: <https://coronavirus.ohio.gov/wps/portal/gov/covid-19/dashboards/schools-and-children/schools>



BACKPACKS ON | **LAPTOPS** OPEN | **FUTURES** BRIGHT!

Visit **CPS-K12.ORG/NEWS/BACKTOSCHOOL**
for more information.



/CincinnatiPublicSchools



/user/lamCPS



@lamCPS



@lamCPS



PREPARING STUDENTS
FOR LIFE